

# Rumboldswyke Church of England Primary School

Part of the Bishop Luffa Learning Partnership

‘Love life, love learning, love God’s world’

[office@rumboldswyke.org.uk](mailto:office@rumboldswyke.org.uk) 01243 782368

Head of School - Mrs Lisa Harris [head@rumboldswyke.org.uk](mailto:head@rumboldswyke.org.uk)



## Year R Curriculum Letter – Spring Term – Mrs Wilson and Mrs Harris.

This half term, we will be learning about what is above the clouds. We will be exploring space and what skills you need to be an astronaut. We will be finding out about key women who spent time in space too. After learning about the abstract artist, Jackson Pollock, you will be invited to a special gallery event in school to view the paintings we create in his style! Over the next few weeks in the run up to Easter, in RE, we will be exploring: ‘Salvation – Why do Christians put a cross in an Easter garden?’ Please read below to find out what else we will be learning.

### **Literacy – Reading, Writing and Comprehension**

In **phonics**, we are reinforcing the single Set 1 sounds, as well as the following digraphs: or, air, ir, ou, and oy.

#### **Reading:**

We will use our phonics to help us read CVC and CVCC words.

CVC words: mum, dad, dog, pin, sat.

CVCC words: well, dish, huff. (V = Vowel, C = Consonant)

We will continue to practise reading these tricky words: ‘I’, ‘the’, ‘to’, ‘go’, ‘no’ and ‘you’ ‘put’, ‘of’, ‘he’, ‘she’, ‘be’, ‘me’, ‘we’ ‘she’ ‘my’, ‘said’ and ‘your’.

Book Club – Children will continue to read together in small groups.

**Writing:** We will continue to:

- orally compose a caption/sentence and hold it in memory before attempting to write it.
- Continue to learn how to correctly form letters.



### **Quality texts which will be used to enhance learning:**



Our main quality text for this learning experience will remain a mystery for the first few days whilst we become detectives to unpick some of the illustrations, before delving into the full story!

See the next page to find out which other exciting texts we will be using.

### **Understanding the World**

We will develop our understanding of the past through settings, characters and events encountered in books read in class. We will explore the changes that take place when raw ingredients are mixed and become cooked.

### **What is above the clouds?**



### **Expressive arts and design**

We will explore ways to sculpt paper. We will use different techniques to create new paint effects.

Key words: fold, concertina, sculpt, flick, drip, pour, splatter.

Tools: paper, glue, paint, brushes, palettes, water pots.

### **Physical**

#### **Development**

We will develop our rolling, crawling, walking, jumping, running and climbing skills whilst using different equipment and apparatus in PE sessions.

### **Maths – The children will learn to:**

Identify representations of numbers to 10.  
Subitise to 5.  
Count to find how many objects there are in a group beyond 5.  
Arrange 10 or fewer items into smaller groups to see how numbers are made up of smaller numbers, e.g. “I know it is 10 because I see 4 and 6”.  
Combine 2 groups to find out how many altogether.  
Subtraction

### **Personal, Social and Emotional Development**

We will reflect on the following statements:  
I know some people look different, I know it’s ok to be different, I can be friends with different people. I know how to be a good friend.

## Knowledge Organiser:

astronaut  
float  
gravity  
helmet  
history  
launch

### Vocabulary

mission  
orbit  
planets  
rocket  
spacesuit  
thrust



### Key questions

What is in space?  
What is the moon?  
What is an astronaut and what do they do?  
How do astronauts travel into space?  
What do astronauts eat in space?  
Why do astronauts float in space?

### Famous people we will be finding out about:



Tim Peake



Mae Jemison









Kalpana Chalwa



Helen Sharman

### Some of the other high quality key texts we will be using to inspire our learning:



### Who was Jackson Pollock?



He was an abstract artist which means he used shapes and colours rather than painting real things. Jackson Pollock invented 'paint dripping'. He used different tools to drip, pour and splatter paint onto the canvas from above.



### Ideas for supporting your child's learning:



We will send home some letter formation sheets for your child to complete, if they wish. On Seesaw, we will add some videos which explain how to form each of the letters. Your child could watch these before having a go at writing the different letters.



Read with your child (and to your child!) every day – make it a part of your daily routine; be it at breakfast time, bedtime or somewhere in between. It makes a HUGE difference to their confidence and enjoyment!



Does your child have a go at any writing at home: shopping lists, cards, letters to family members or stories? If so, we would love to see it. You can upload a photo of their writing to SeeSaw.

With very best wishes,  
Mrs Wilson and Mrs Harris