


# Rumboldswyke Church of England Primary School

Part of the Bishop Luffa Learning Partnership

'Love life, love learning, love God's world'

[office@rumboldswyke.org.uk](mailto:office@rumboldswyke.org.uk) 01243 782368

Head of School - Mrs Lisa Harris [head@rumboldswyke.org.uk](mailto:head@rumboldswyke.org.uk)



## Year 1 Curriculum Letter – Spring Term – Mrs Wilson

Welcome back to the Spring term! This half term, we will be learning about what is above the clouds. We will be exploring space and what skills you need to be an astronaut. We will be finding out about key people who spent time in space too. After learning about the abstract artist, Jackson Pollock, you will be invited to a special gallery event in school to view the paintings we create in his style!

### **Literacy – Reading, Writing and Comprehension**

We will regularly reinforce sounds taught during the phonics lesson. We will increase the number of tricky words that we can read and spell.

We will read, hear and discuss a range of stories and non-fiction texts about space.

We will apply our phonic knowledge to write a character description; a response to an illustration from one of our key texts. We will write sentences by: saying out loud what they are going to write about, composing a sentence orally before writing it re-reading what they have written to check that it makes sense.

### **Quality texts which will be used to enhance learning:**



We will be exploring the above three texts to enhance the children's learning.

### **PSHE**

We will reflect on the following statements:  
I know some people look different, I know it's ok to be different, I can be friends with different people. I know how to be a good friend.

## **What is above the clouds?**



### **Art**

We will explore ways to sculpt paper. We will use different techniques to create new paint effects.

We will use techniques such as marbling to create a piece of artwork showing the planets in the solar system.

### **Maths – The children will learn to:**

- Add by counting on.
- Find and make number bonds.
- Add by making 10.
- Subtract – Not crossing 10.
- Identify one more and one less.

- Explore, discuss and compare 2D and 3D shapes.
- Identify 2D shapes within 3D shapes.
  - Describe position, direction and movement, including whole, half, quarter and three-quarter

### **History**

We will develop our understanding of the past through settings, characters and events encountered in books read in class.

We will develop an awareness of the past, using common words and phrases relating to the passing of time. We will find out about when key astronauts went into space. We will identify similarities and differences between ways of life in different periods.

## Knowledge Organiser:

astronaut  
float  
gravity  
helmet  
history  
launch

### Vocabulary

mission  
orbit  
planets  
rocket  
spacesuit  
thrust



### Famous people we will be finding out about:



Tim Peake



Mae Jemison



Valentina Tereshkova







Neil Armstrong

### Key questions

What is in space?  
What is the moon?  
What is an astronaut and what do they do?  
How do astronauts travel into space?  
What do astronauts eat in space?  
Why do astronauts float in space?

### Some of the other high quality key texts we will be using to inspire our learning:



### Who was Jackson Pollock?



He was an abstract artist which means he used shapes and colours rather than painting real things. Jackson Pollock invented 'paint dripping'. He used different tools to drip, pour and splatter paint onto the canvas from above.



### Ideas for supporting your child's learning:



Read with your child (and to your child!) every day – make it a part of your daily routine; be it at breakfast time, bedtime or somewhere in between. It makes a HUGE difference to their confidence and enjoyment!

#### Reminders:

PE continues to be on a Monday and Tuesday afternoon.

Please ensure your child has a piece of fruit for their morning snack, a water bottle and warm coat for those chilly days.

With very best wishes,  
Mrs Wilson