


Rumboldswyke Church of England Primary School

Part of the Bishop Luffa Learning Partnership

'Love life, love learning, love God's world'

office@rumboldswyke.org.uk 01243 782368

Head of School - Mrs Lisa Harris head@rumboldswyke.org.uk



Year R Curriculum Letter – Summer Term – Mrs Wilson.

Welcome back to the Summer term. It's hard to believe that we are at this point in the school year already! The children have settled well into the new term and we have lots of exciting learning planned. After looking at what is above the clouds last half term, we are now focusing our learning on what is below the clouds, with the themes of plastic pollution, recycling and growing leading the contents of our discussions whilst inspiring our learning. Please read below to find out what else we will be doing.

Literacy – Reading, Writing and Comprehension

In **phonics**, we are regularly reinforcing all previously learned sounds whilst also introducing new sounds for the children to learn. Please do keep an eye on Seesaw for phonics videos for your child to practise at home.

Reading:

We will be anticipating and ordering key events in stories. We will use our phonics to help us read CVC and CVCC words.

CVC words: dog, pot, rug.

CVCC words: well, dish, huff.



CCVCC words: chest, quick, drink, shell (V = Vowel, C = Consonant).

Writing: We will be:

- giving the children lots of opportunities to write.
- spelling words by identifying the sounds and then writing them down.
- continuing to orally compose a caption/sentence and hold it in memory before attempting to write it.



Quality texts which will be used to enhance learning:



Understanding the World

We will identify and name a variety of materials, including wood, plastic, glass and metal. Through our investigations, we will learn what plants need to grow strong and healthy. We will learn what the different parts of a plant are called.

What is below the clouds?



Expressive arts and design

We will be looking at the artist Vincent Van Gogh and his painting 'The Sunflowers'. After learning what the phrase 'Reduce, Reuse, Recycle' means, we will use found materials to create something new. We also learn how to weave on a small or large scale.

Physical Development

We will be moving over, under, through and around equipment as well as developing our ball skills.

We will be learning how to work as a team in races in preparation for Sports Day.

Maths – The children will learn to:

- Build numbers beyond 10.
- Count to 20 and look for patterns beyond 10.
- Explore and represent patterns within numbers up to 10, including evens and odds, double facts and how quantities can be distributed equally.
- Develop spatial reasoning: matching, rotating and manipulating shapes.

Personal, Social and Emotional Development

We will reflect on the following statements:
I know in my class we are not all the same. I know I can make friends with different people. I know how to make friends. I know what pupil voice is.

Knowledge Organiser:

Vocabulary for materials

glass	plastic	rubbish
hard	pollution	soft
litter	properties	smooth
material	recycle	waterproof
metal	reuse	wood
object	rough	

What do plants grow from?

seed



bulb



Parts of a plant


flowers

leaves







fruit

stem

roots



Some of the other high-quality key texts we will be using to inspire our learning:



Recycling is the process of converting waste materials into new materials and objects.



Which objects do you recycle or reuse at your home?

Ideas for supporting your child's learning:



Continue to read with your child (and to your child!) every day – make it a part of your daily routine; be it, at breakfast time, bedtime or somewhere in between. It makes a HUGE difference to their confidence and enjoyment!



Plant some seeds in your garden. Talk about where would be best to do this. Can your child give reasons why one place is better for growing, when comparing it to another part of your garden?

With very best wishes,
Mrs Wilson